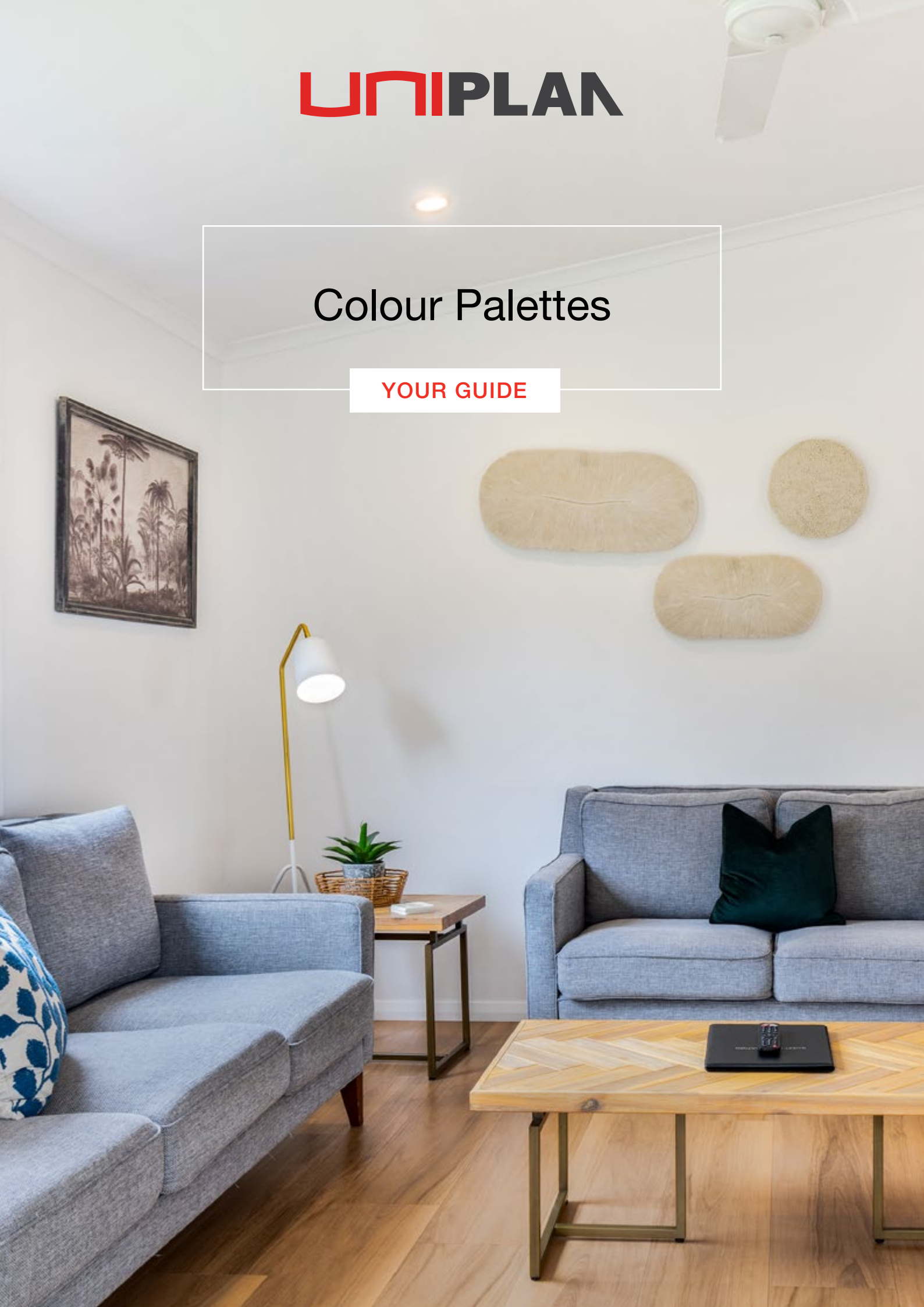


Colour Palettes

YOUR GUIDE



Creating a stunning finish is made effortless with these colour palettes.



Contents

Internal Colour Palettes

Maple	04
Blossom	05
Willow	06
Poppy	07
Victoria	08
Matilda	09

External Colour Palettes

Balmoral	10
Windsor	11
Cambridge	12
York	13
Kent	14
Sussex	15



Maple

CABINERY
Polytec: Antico Oak

CABINERY
Polytec: Alabaster

BLINDS
Dawn: Dune

WALL & ARCHITRAVE
Haymes: Relaxation

BENCHTOP
Polytec: Pearl Fabrini

BENCHTOP
SilkSurface: Calcutta Snow

CARPET
Kingscliff: Latte

TILES
Bellingen Brown

VINYL
Kardean: Twilight Oak

VINYL
Gerflor: Castle Brown

Blossom

CABINERY
Polytec: Moss Grey

CABINERY
Polytec: Cosentino Beech

BLINDS
Dawn: Nutmeg

WALL & ARCHITRAVE
Haymes: Marble Mist

BENCHTOP
Polytec: Casastone

BENCHTOP
SilkSurface: Star Dust


CARPET
Haven: Arundell

TILES
Bellingen Woodstone




VINYL
Kardean: Pearl Oak

VINYL
Gerflor: Boutic Naturel



Willow








BLINDS
Dawn: Macchiato




Poppy





BLINDS
Dawn: Pebble



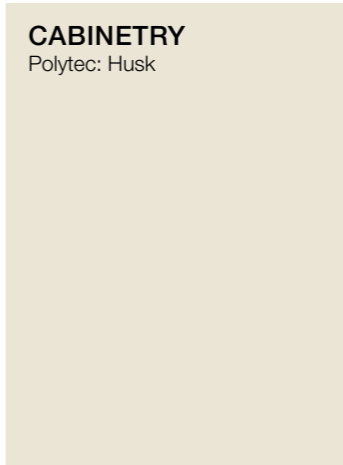

Victoria






BLINDS
Dawn: Dark Grey



Matilda



BLINDS
Dawn: Light Bison



Balmoral



Windsor



Cambridge

WINDOWS, SKIRTING, ARCHITRAVES, POSTS & FRONT DOOR
Colorbond: Surfmist

CLADDING
Colorbond: Evening Haze

DECKING
Standard: Merbau
Upgrade: Modwood

ROOF, GUTTERS & FASCIA
Colorbond: Pale Eucalypt

The diagram for Cambridge features a central house facade with a window and door. To the left is a vertical image of eucalyptus trees. To the right is a branch with pink and green flowers. The house facade is composed of several overlapping panels: a light beige panel for the window and door, a light grey wood-grain panel for the cladding, a dark green panel for the roof, and a wooden deck board on a grey base for the decking.

York

SKIRTING, ARCHITRAVES, POSTS & FRONT DOOR
Colorbond: Surfmist

CLADDING
Colorbond: Shale Grey

DECKING
Standard: Merbau
Upgrade: Modwood

WINDOWS, ROOF, GUTTERS & FASCIA
Colorbond: Deep Ocean

The diagram for York features a central house facade with a window and door. To the left is a vertical image of a blue ocean. To the right is a branch with dried, golden grasses. The house facade is composed of several overlapping panels: a light beige panel for the window and door, a dark grey wood-grain panel for the cladding, a dark blue panel for the roof, and a wooden deck board on a grey base for the decking.

Kent



Sussex





UNIPLAN

53 Seaton St, Armidale NSW 2350 | (02) 6773 8567 | sales@uniplangroup.com.au
www.uniplangroup.com.au